


# FSL

GRADE 4-6



## LEARN AT HOME





## DAY 1

### READING/SPEAKING

"Why is it important to look at the cover page of a book/catalogue/magazine and discuss it before reading?"

#### YOUR TURN

Choose a favorite book and discuss the importance of the cover page. What information does it provide about the story.



## DAY 2

### READING/SPEAKING

"Which words or expressions help you to visualize the character(s) of the story?"

#### YOUR TURN

Using a favorite character, sketch what you think he, she or it would look like according to what you have read about them. **Include evidence** from the text that helped you draw the character.

Title : _____		Author : _____	
Character's Problem		What do you know about the character? (draw conclusion)	
How did the character solve the problem?		Character	
		Character's name	
Character Traits (choose from the adjectives on the back)		How did the character change over time?	


## DAY 3

### READING/SPEAKING

"Why is it important to analyze the title and the illustrations before beginning to read a book?"

#### YOUR TURN

The images below are different covers of the same book. What do the objects tell us about what might happen and who might play an important role?



## DAY 4

### METACOGNITION

Thinking about thinking and learning about how you learn, identify your favorite reading comprehension strategy.

Reading Comprehension Strategies		
<b>Re-read the Text</b> more information = more understanding	<b>Activate Prior Knowledge</b> what do I already know about this?	<b>Use Context Clues</b> paw prints
<b>Infer Meaning</b> read between the lines	<b>Think Aloud</b> talk through it	<b>Summarize the Story</b> Characters Setting Problem Solution
<b>Locate Key Words</b> keys	<b>Make Predictions</b> think → share pair	<b>Use Word Attack Strategies</b> rereading re · read · ing (prefix) (root) (suffix)
<b>Visualize</b> eyes	<b>Use Graphic Organizers</b> bubble diagram	<b>Evaluate Understanding</b> what did I learn? smiley face

## DAY 5

### METACOGNITION

Thinking about thinking and learning about how you learn, identify a reading comprehension strategy you need to improve.

Reading Comprehension Strategies		
<b>Re-read the Text</b> more information = more understanding	<b>Activate Prior Knowledge</b> what do I already know about this?	<b>Use Context Clues</b> paw prints
<b>Infer Meaning</b> read between the lines	<b>Think Aloud</b> talk through it	<b>Summarize the Story</b> Characters Setting Problem Solution
<b>Locate Key Words</b> keys	<b>Make Predictions</b> think → share pair	<b>Use Word Attack Strategies</b> rereading re · read · ing (prefix) (root) (suffix)
<b>Visualize</b> eyes	<b>Use Graphic Organizers</b> bubble diagram	<b>Evaluate Understanding</b> what did I learn? smiley face