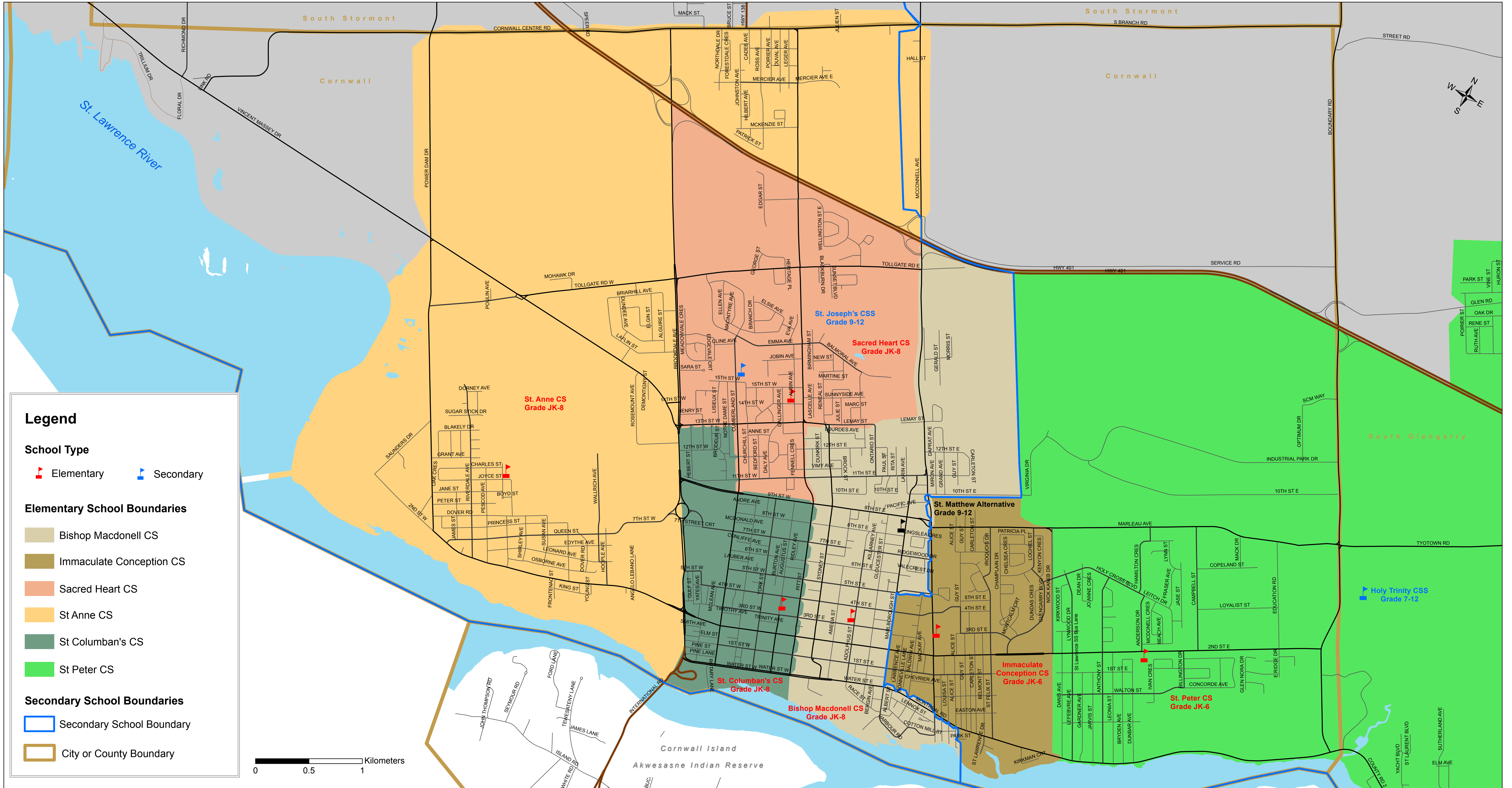


Current School Attendance Boundaries City of Cornwall



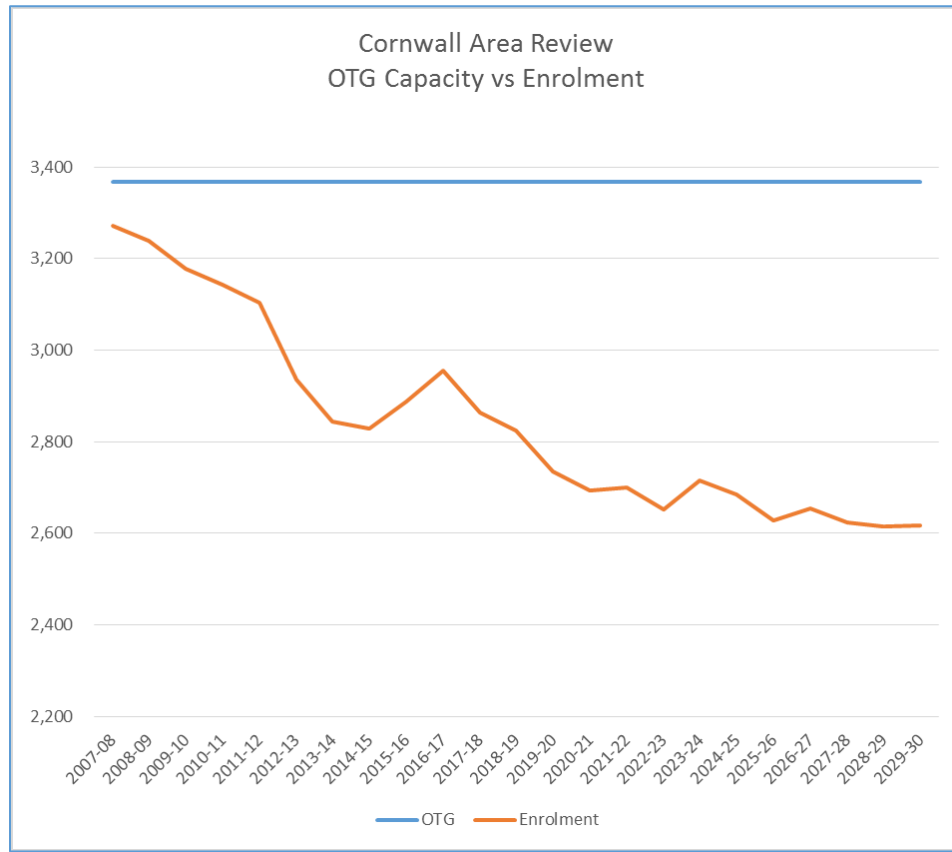


CATHOLIC DISTRICT SCHOOL BOARD OF EASTERN ONTARIO

Box 2222, 2755 Highway 43 - Kemptville, Ontario - K0G 1J0
Phone: 613-258-7757 Toll-Free: 1-800-443-4562 Fax: 613-258-7134
www.cdsbeo.on.ca



Pupil Accommodation Review – Cornwall Area CURRENT



- Elementary enrolment is expected to decline by 7.2% from 2015-16 to 2029-30
- Secondary enrolment is expected to decline 11.7% from 2015-16 to 2029-30
- Overall enrolment for Cornwall area is expected to decline by 9.4%
- Vacant Pupil Places – CURRENT
 - 2015-16: 481
 - 2029-30: 751

For more information, please visit
www.cdsbeo.on.ca – Click on Pupil Accommodation Review – Cornwall Area



CATHOLIC DISTRICT SCHOOL BOARD OF EASTERN ONTARIO

Box 2222, 2755 Highway 43 - Kemptville, Ontario - K0G 1J0
 Phone: 613-258-7757 Toll-Free: 1-800-443-4562 Fax: 613-258-7134
www.cdsbeo.on.ca



Pupil Accommodation Review – Cornwall Area CURRENT

NO STRATEGY		Year 1	Year 5	Year 10	Year15	Diff &	2029-30
School Name	OTG	2015-16	2019-20	2024-25	2029-30	(+/-) 2015-29	Utilization
Bishop Macdonnell	370	234	222	191	174	-25.6%	47.0%
Holy Trinity Elem	170	201	152	164	157	-21.9%	92.4%
Immaculate Conception	311	174	184	191	191	9.8%	61.4%
St. Peter	245	146	157	171	174	19.2%	71.0%
Sacred Heart	337	233	200	179	177	-24.0%	52.5%
St. Anne	225	339	361	367	370	9.1%	164.4%
St. Columban's	357	196	199	178	170	-13.3%	47.6%
Total Elementary	2015	1523	1475	1441	1413	-7.2%	70.1%
Utilization		75.6%	73.2%	71.5%	70.1%		
Holy Trinity CSS	396	516	472	453	462	-10.5%	116.7%
St. Joseph CSS	810	740	654	657	609	-17.7%	75.2%
St. Matthew CSS	147	108	133	133	133	23.1%	90.5%
Total Secondary	1353	1364	1259	1243	1204	-11.7%	89.0%
Utilization		100.8%	93.1%	91.9%	89.0%		
Grand Total	3368	2887	2734	2684	2617	-9.4%	77.7%
Total Utilization		85.7%	81.2%	79.7%	77.7%		

- Elementary Utilization drops from 75.6% in 2015-16 to 70.1% in 2029-30
- Secondary Utilization drops from 100.8% in 2015-16 to 89.0% in 2029-30
- Overall Utilization drops from 85.7% in 2015-16 to 77.7% in 2029-30

For more information, please visit
www.cdsbeo.on.ca – Click on Pupil Accommodation Review – Cornwall Area

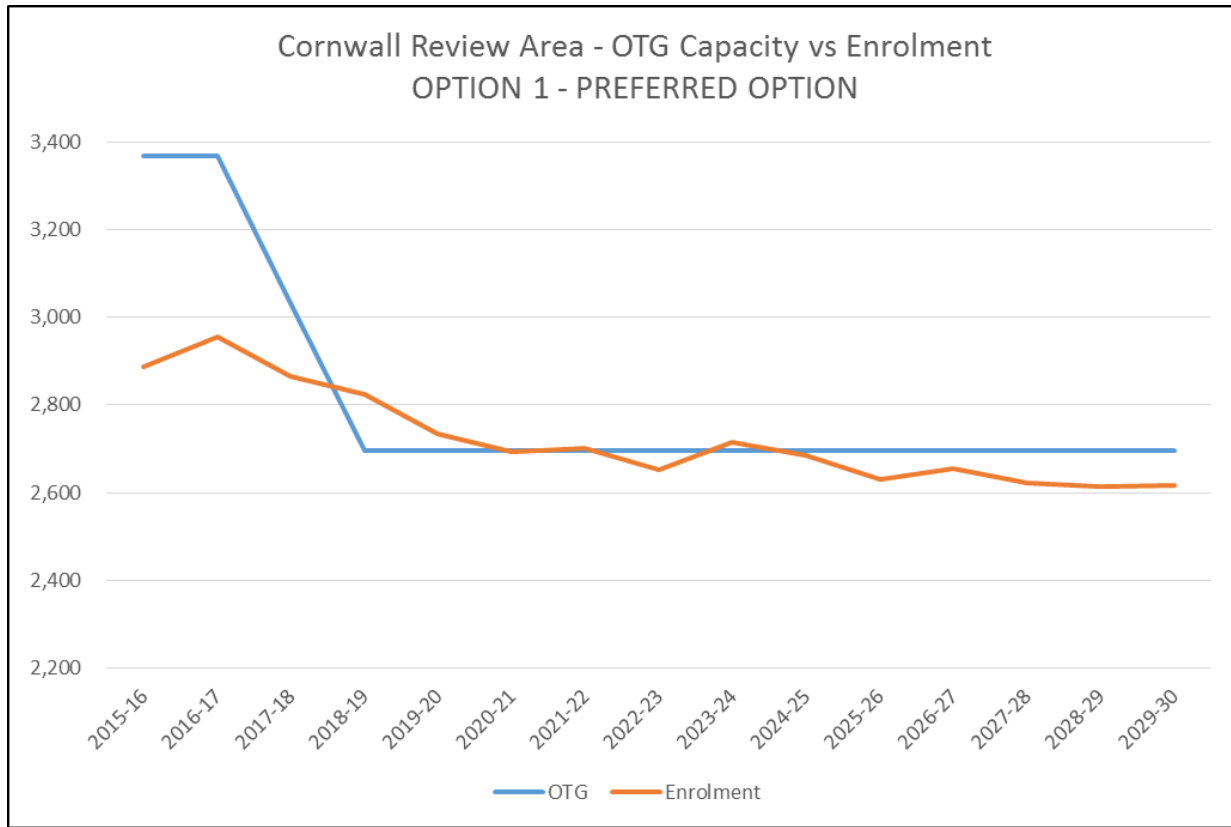


CATHOLIC DISTRICT SCHOOL BOARD OF EASTERN ONTARIO

Box 2222, 2755 Highway 43 - Kemptville, Ontario - K0G 1J0
Phone: 613-258-7757 Toll-Free: 1-800-443-4562 Fax: 613-258-7134
www.cdsbeo.on.ca



Pupil Accommodation Review – Cornwall Area OPTION 1 – PREFERRED OPTION



- Elementary enrolment is expected to decline by 7.2% from 2015-16 to 2029-30
- Secondary enrolment is expected to decline 11.7% from 2015-16 to 2029-30
- Overall enrolment for Cornwall area is expected to decline by 9.4%
- Vacant Pupil Places – OPTION 1 – PREFERRED OPTION
 - 2015-16: 481
 - 2029-30: 81

For more information, please visit
www.cdsbeo.on.ca – Click on Pupil Accommodation Review – Cornwall Area



CATHOLIC DISTRICT SCHOOL BOARD OF EASTERN ONTARIO

Box 2222, 2755 Highway 43 - Kemptville, Ontario - K0G 1J0
 Phone: 613-258-7757 Toll-Free: 1-800-443-4562 Fax: 613-258-7134
www.cdsbeo.on.ca



Pupil Accommodation Review – Cornwall Area OPTION 1 – PREFERRED OPTION

Option 1 Strategy - Preferred Option										
School Name	OTG	Revised OTG	Year 1 2015-16	Year 5 2019-20	Year 10 2024-25	Year15 2029-30	No Strategy 15Y Utilization	Option 1 15Y Utilization	5Y Renewal Needs No Strategy	5Y Renewal Needs Option 1
Bishop Macdonnell	370	370	234	297	274	270	47.0%	73.0%	\$ 4,161,816	\$ 4,161,816
Holy Trinity Elem	170	170	201	152	164	157	92.4%	92.4%	see secondary	see secondary
Immaculate Conception	311	0	174	0	0	0	61.4%		3,185,391	-
St. Peter	245	245	146	223	237	240	71.0%	98.0%	2,783,247	2,783,247
Sacred Heart	337	308	233	315	281	280	52.5%	90.9%	4,201,158	-
St. Anne	225	225	339	289	289	292	164.4%	129.8%	1,556,079	1,556,079
St. Columban's	357	0	196	0	0	0	47.6%		4,403,932	-
Total Elementary	2015	1318	1523	1276	1245	1239	70.1%	94.0%	\$ 20,291,623	\$ 8,501,142
Utilization			75.6%	96.8%	94.5%	94.0%				
Holy Trinity CSS	396	396	516	472	453	462	116.7%	116.7%	1,431,653	1,431,653
St. Joseph CSS*	810	836	740	853	853	782	75.2%	93.5%	7,790,353	-
St. Matthew CSS	147	147	108	133	133	133	90.5%	90.5%	776,603	776,603
Total Secondary	1353	1379	1364	1458	1439	1377	89.0%	99.9%	\$ 9,998,609	\$ 2,208,256
Utilization			100.8%	105.7%	104.4%	99.9%				
Grand Total	3368	2697	2887	2734	2684	2616	77.7%	97.0%	\$ 30,290,232	\$ 10,709,398
Total Utilization			85.7%	101.4%	99.5%	97.0%				
* St. Joseph CSS school 5Y renewal needs prorated 50/50 with UCDSB/CDSBEO										
Reduction in Capacity - Option 1		671								

- Elementary Utilization increases from 75.6% in 2015-16 to 94.0% in 2029-30
- Secondary Utilization drops from 100.8% in 2015-16 to 99.9% in 2029-30
- Overall Utilization increases from 85.7% in 2015-16 to 97.0% in 2029-30

For more information, please visit
www.cdsbeo.on.ca – Click on Pupil Accommodation Review – Cornwall Area

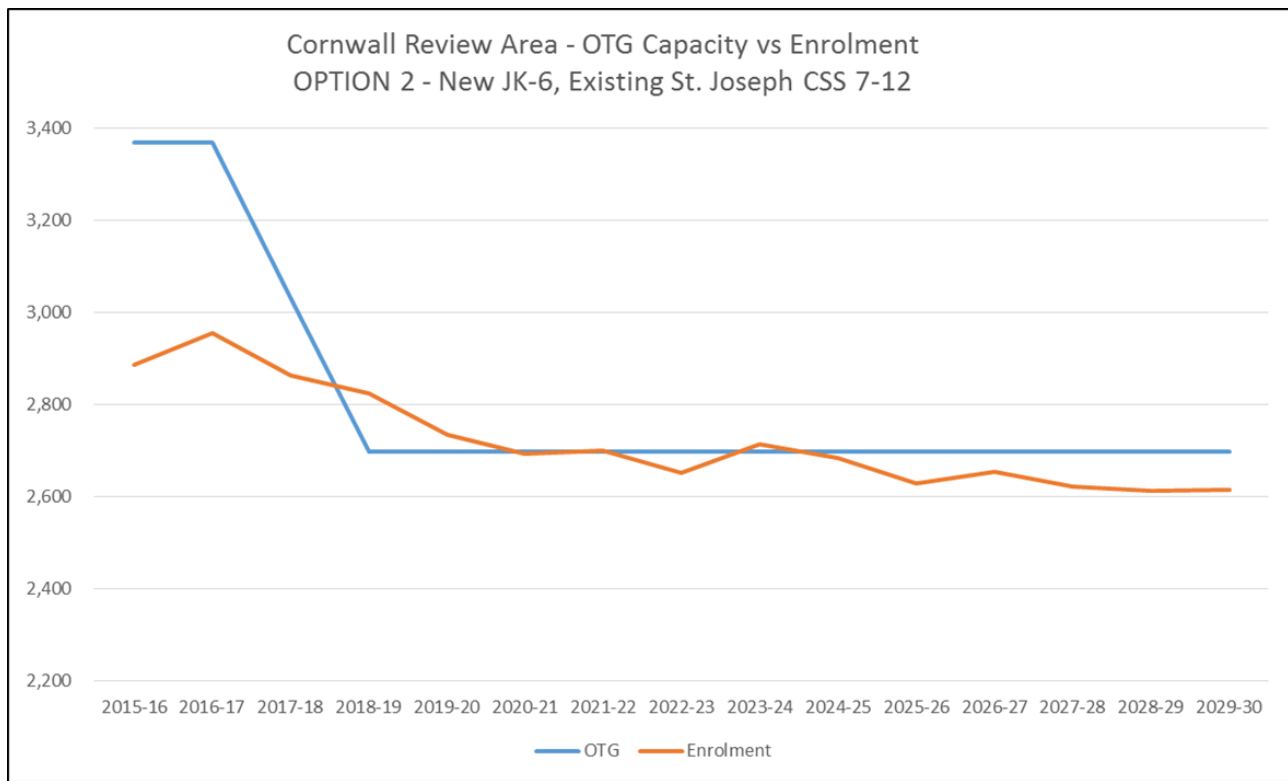


CATHOLIC DISTRICT SCHOOL BOARD OF EASTERN ONTARIO

Box 2222, 2755 Highway 43 - Kemptville, Ontario - K0G 1J0
Phone: 613-258-7757 Toll-Free: 1-800-443-4562 Fax: 613-258-7134
www.cdsbeo.on.ca



Pupil Accommodation Review – Cornwall Area OPTION 2 – NEW JK-6, EXISTING ST. JOSEPH CSS 7-12



- Elementary enrolment is expected to decline by 7.2% from 2015-16 to 2029-30
- Secondary enrolment is expected to decline 11.7% from 2015-16 to 2029-30
- Overall enrolment for Cornwall area is expected to decline by 9.4%
- Vacant Pupil Places – OPTION 2 – NEW JK-6, EXISTING ST. JOSEPH CSS 7-12
 - 2015-16: 481
 - 2029-30: 55

For more information, please visit
www.cdsbeo.on.ca – Click on Pupil Accommodation Review – Cornwall Area



CATHOLIC DISTRICT SCHOOL BOARD OF EASTERN ONTARIO

Box 2222, 2755 Highway 43 - Kemptville, Ontario - K0G 1J0
 Phone: 613-258-7757 Toll-Free: 1-800-443-4562 Fax: 613-258-7134
www.cdsbeo.on.ca



Pupil Accommodation Review – Cornwall Area OPTION 2 – NEW JK-6, EXISTING ST. JOSEPH CSS 7-12

Option 2 Strategy - New JK-6, Existing St. Joseph CSS 7-12										
School Name	OTG	Revised OTG	Year 1 2015-16	Year 5 2019-20	Year 10 2024-25	Year 15 2029-30	Status Quo 15Y Utilization	Option 2 15Y Utilization	5Y Renewal Needs No Strategy	5Y Renewal Needs Option 2
Bishop Macdonnell	370	370	234	297	274	270	47.0%	73.0%	\$ 4,161,816	\$ 4,161,816
Holy Trinity Elem	170	170	201	152	164	157	92.4%	92.4%	see secondary	see secondary
Immaculate Conception	311	0	174	0	0	0	61.4%		3,185,391	-
St. Peter	245	245	146	223	237	240	71.0%	98.0%	2,783,247	2,783,247
Sacred Heart	337	308	233	315	281	280	52.5%	90.9%	4,201,158	-
St. Anne	225	225	339	289	289	292	164.4%	129.8%	1,556,079	1,556,079
St. Columban's	357	0	196	0	0	0	47.6%		4,403,932	-
Total Elementary	2015	1318	1523	1276	1245	1239	70.1%	94.0%	\$ 20,291,623	\$ 8,501,142
Utilization			75.6%	96.8%	94.5%	94.0%				
Holy Trinity CSS	396	396	516	472	453	462	116.7%	116.7%	1,431,653	1,431,653
St. Joseph CSS*	810	810	740	853	853	782	75.2%	96.5%	7,790,353	7,790,353
St. Matthew CSS	147	147	108	133	133	133	90.5%	90.5%	776,603	776,603
Total Secondary	1353	1353	1364	1458	1439	1377	89.0%	101.8%	\$ 9,998,609	\$ 9,998,609
Utilization			100.8%	107.8%	106.4%	101.8%				
Grand Total	3368	2671	2887	2734	2684	2616	77.7%	97.9%	\$ 30,290,232	\$ 18,499,751
Utilization			85.7%	102.4%	100.5%	97.9%				
* St. Joseph CSS school 5Y renewal needs prorated 50/50 with UCDSB/CDSBEO										
Reduction in Capacity - Option 2		697								

- Elementary Utilization increases from 75.6% in 2015-16 to 94.0% in 2029-30
- Secondary Utilization increases from 100.8% in 2015-16 to 101.8% in 2029-30
- Overall Utilization increases from 85.7% in 2015-16 to 97.9% in 2029-30

For more information, please visit
www.cdsbeo.on.ca – Click on Pupil Accommodation Review – Cornwall Area

Option 1 and Option 2 Proposed School Attendance Boundaries City of Cornwall

