

# 2020-21 Annual Community Planning & Partnership (CPP) Virtual Session

Catholic District School  
Board of Eastern Ontario



---

Upper Canada District  
School Board



POSTED: MAY 26, 2021

# Welcome

- Sharing of information this year is through electronic means due to COVID-19
- Information includes data from CDSBEO and UCDSB
- Information shared with community partners including:
  - municipalities / counties
  - childcare partners
  - other community service organizations



# Information Flow

1. Background
2. Community Planning and Partnerships
  - a) Board Policies and Application Process
  - b) Facilities that Qualify for Partnership Opportunities
3. Long-term Enrolment Projections / Space Utilization
4. Capital Planning, Programs and Community Use Updates
5. Questions/Comments

# 1. CDSBEO

---

The CDSBEO's Strategic Plan focuses on three key areas:

- Achieving Literacy for All
- Living our Catholic Faith
- Making Resources Matter



The Making Resources Matter component allows the CDSBEO to continue to actively pursue joint partnerships and facilitate the optimal use of resources

# 1. UCDSB

---

**Mission:** We Prepare All Students for a Successful Life

## **Strategic Plan:**

Engaging with local and learning communities is a key part of the Board's Strategic Plan for 2017 to 2020.



# 1. Background on Community Planning and Partnerships

---

## **Community Planning and Partnerships Guideline (CPPG)**

The Ministry remains committed to updating the Community Planning and Partnerships Guideline (CPPG) to enhance planning and reporting practices, after consultation with partners through the Minister's Reference Group. Until the new CPPG is in place, school boards continue to use the existing CPPG and to convene their annual Community Planning and Partnerships meeting(s).

Source: <http://www.edu.gov.on.ca/eng/policyfunding/reviewGuide.html>

## 2. a) Board Policies – Sharing Common Objectives

- Annual combined meeting to share / receive information between school boards, community partners and the public
- Spring 2021 session is virtual due to COVID-19 restrictions
- Improve services and supports available to students
- Reduce facility operating costs
- Maximize the use of public infrastructure
- Provide a foundation for improved service delivery for communities
- Partnership arrangements must be consistent with the Board's mandate to provide learning environments



## 2. a) Board Policies – Sharing Common Objectives

	CDSBEO	UCDSB
<b>Link to Details in Policy</b>	<ul style="list-style-type: none"><li>• <a href="#">CDSBEO Policy C6</a>: Community Planning &amp; Partnerships</li></ul>	<ul style="list-style-type: none"><li>• <a href="#">UCDSB Policy 4002</a> Facility Collaboration</li></ul>
<b>General Partnership Eligibility</b>	<ul style="list-style-type: none"><li>• Entities that provide competing educational services, such as tutoring services or private schools, are not eligible.</li><li>• Not intended to prevent the Board from building, renovating or closing schools or from disposing of surplus assets when required</li><li>• Partners to cover their own construction, capital, operational and administrative costs, property taxes if applicable, and the costs of any necessary renovations associated with ensuring student safety.</li></ul>	



## 2. a) Board Policies – Sharing Common Objectives

	CDSBEO	UCDSB
<p><b>Facility Qualifying Criteria</b> (for lease of space in open and operating schools)</p>	<ul style="list-style-type: none"> <li>Facilities have been 60% utilized or less for the past two years and/or have had 200 or more unused pupil places for at least the past two years</li> <li>Facilities that are projected to be 60% utilized or less for the next five years</li> <li>Facilities that have space that is not required for Board programming.</li> </ul>	<p>The Board will consider facility collaboration for buildings that meet one or both of the following criteria:</p> <ul style="list-style-type: none"> <li>“A utilization rate of less than 60% for the last two years, <b>and/or</b></li> <li>200 or more unused pupil places.”</li> </ul>
<p><b>Application Process</b></p>	<p><a href="#">Partnership Project Application Form</a></p>	<p>Email request to <a href="mailto:cpp@ucdsb.on.ca">cpp@ucdsb.on.ca</a></p>

## 2. b) 2020-21 CDSBEO Schools Meeting Space Availability Criteria

---

School Name	2020-21 % Utilization	2020-21 Surplus Spaces
Iona Academy, Williamstown	53.8%	145
St. Finnan's, Alexandria	46.4%	147
St. Francis Xavier, Brockville	36.1%	168

## 2. b) 2020-21 UCDSB Schools Meeting Space Availability Criteria

Family of Schools - School Name	2020-21 % Utilization	2020-21 Surplus Spaces
Almonte - Naismith Memorial Public School	52%	255
Athens- Athens District High School (7-12)	58%	141
Athens - Meadowview Public School	45%	172
Brockville - Thousand Islands Secondary School (7-12)	81%	219
Carleton Place - Caldwell Street Public School	58%	237
Cornwall – Central Public School	69%	210
Cornwall - Cornwall Collegiate & Vocational School (7-12)	54%	617
Gananoque - Gananoque Secondary School (7-12)	55%	351
Gananoque - Linklater Public School	47%	191
Glengarry - Glengarry District High School (7-12)	31%	646

## 2. b) 2020-21 UCDSB Schools Meeting Space Availability Criteria

Family of Schools - School Name	2020-21 % Utilization	2020-21 Surplus Spaces
North Dundas - North Dundas District High School (7-12)	55%	375
North Grenville - *Oxford-on-Rideau Public School	29%	175
Perth - Drummond Central School	50%	76
Perth - Glen Tay Public School	36%	196
Perth - Maple Grove Elementary School	36%	179
Perth - North Elmsley Elementary School	30%	156
Perth - Perth and District Collegiate Institute	77%	223
Rideau - Sweet's Corners Elementary School	30%	236

## 2. b) 2020-21 UCDSB Schools Meeting Space Availability Criteria

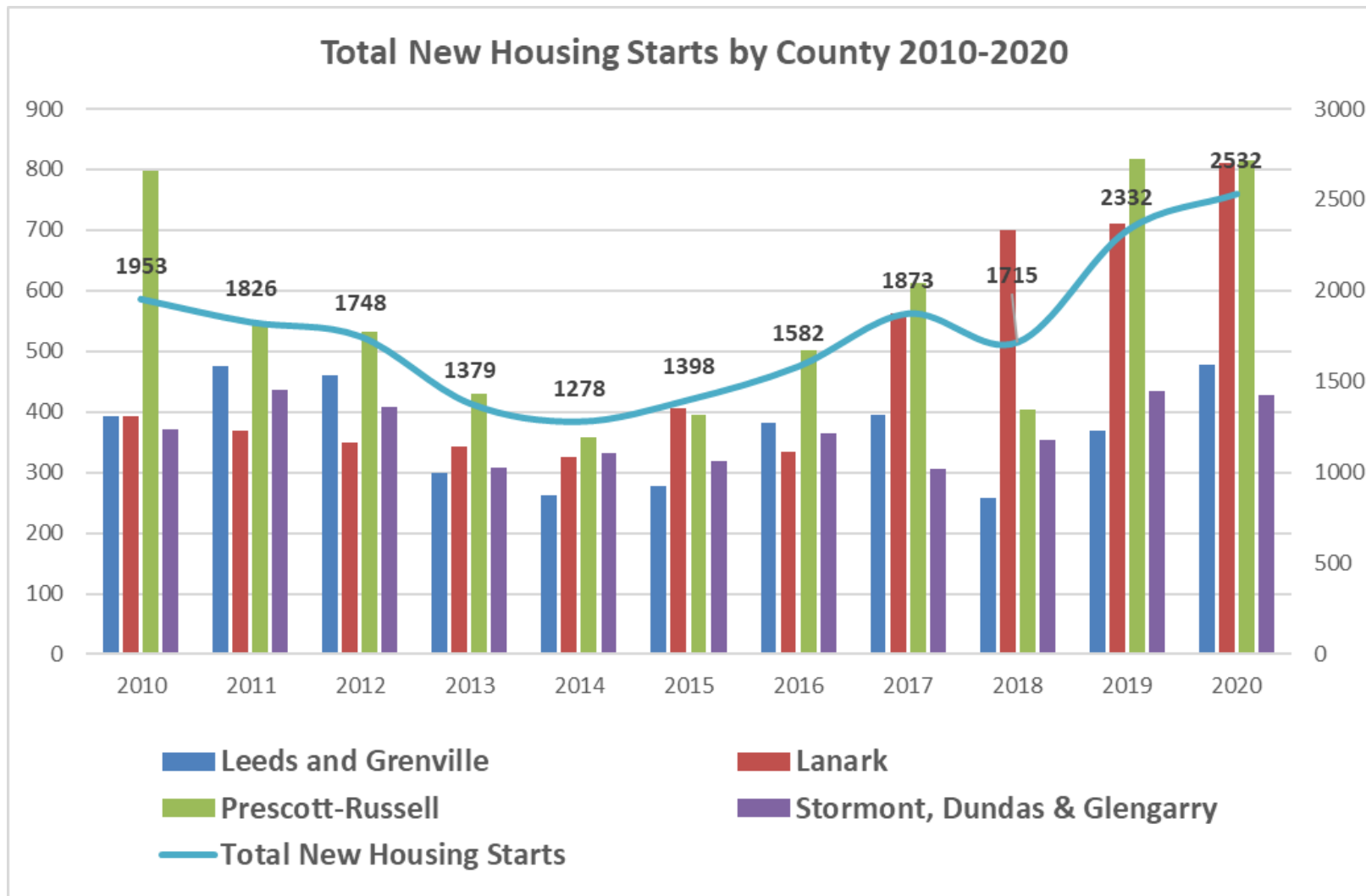
Family of Schools - School Name	2020-21 % Utilization	2020-21 Surplus Spaces
Seaway - Morrisburg Public School	49%	157
Seaway – Seaway District High School (7-12)	55%	306
South Grenville - Maynard Public School	53%	182
South Grenville - South Grenville District High School (7-12)	47%	606
Tagwi - Maxville Public School	24%	265
Tagwi - *North Stormont Public School	55%	85
Tagwi - Rothwell-Osnabruck Elementary School	35%	237

### 3. Shared Population Trends – By school panel

AGE	2015	2016	2017	2018	2019	2020	1-year change	1-year % Change
0-3 (Pre-School Aged)	14110	14280	14278	14370	14328	14343	15	0.1%
4-13 (Elementary Aged)	37137	37530	37565	38040	38695	39505	810	2.1%
14-17 (Secondary Aged)	15341	15035	14790	14770	14875	15195	320	2.2%
<b>Total 0-17 Aged Population</b>	<b>66588</b>	<b>66845</b>	<b>66633</b>	<b>67180</b>	<b>67898</b>	<b>69043</b>	<b>1145</b>	<b>1.7%</b>

- Numbers of pre-school aged children are stable.
- Higher growth is shown for elementary aged and secondary aged children, at over 2.0% in the last year.

# 3. Housing Trends – by County

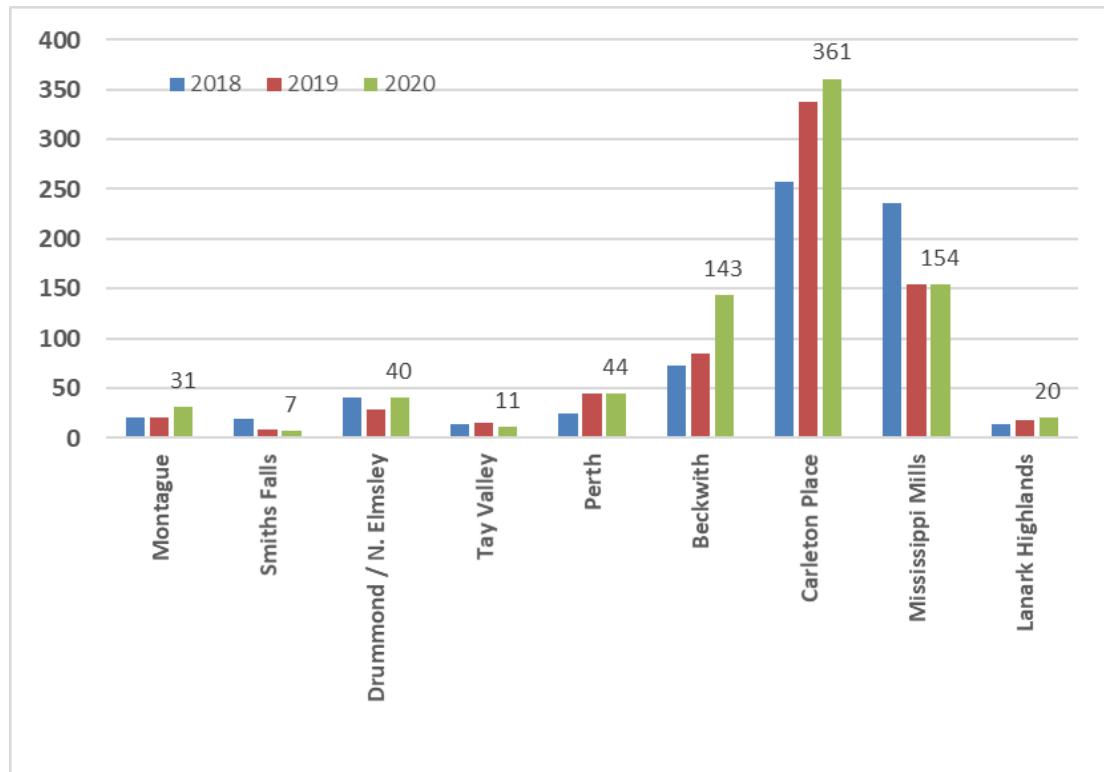


- Total new housing counts for all 4 Counties again exceeded previous 10-year high level.
- Prescott-Russell and Lanark County report the highest number of new builds.
- Any impact from COVID-19 is counted in full year 2020 figures and in future studies.

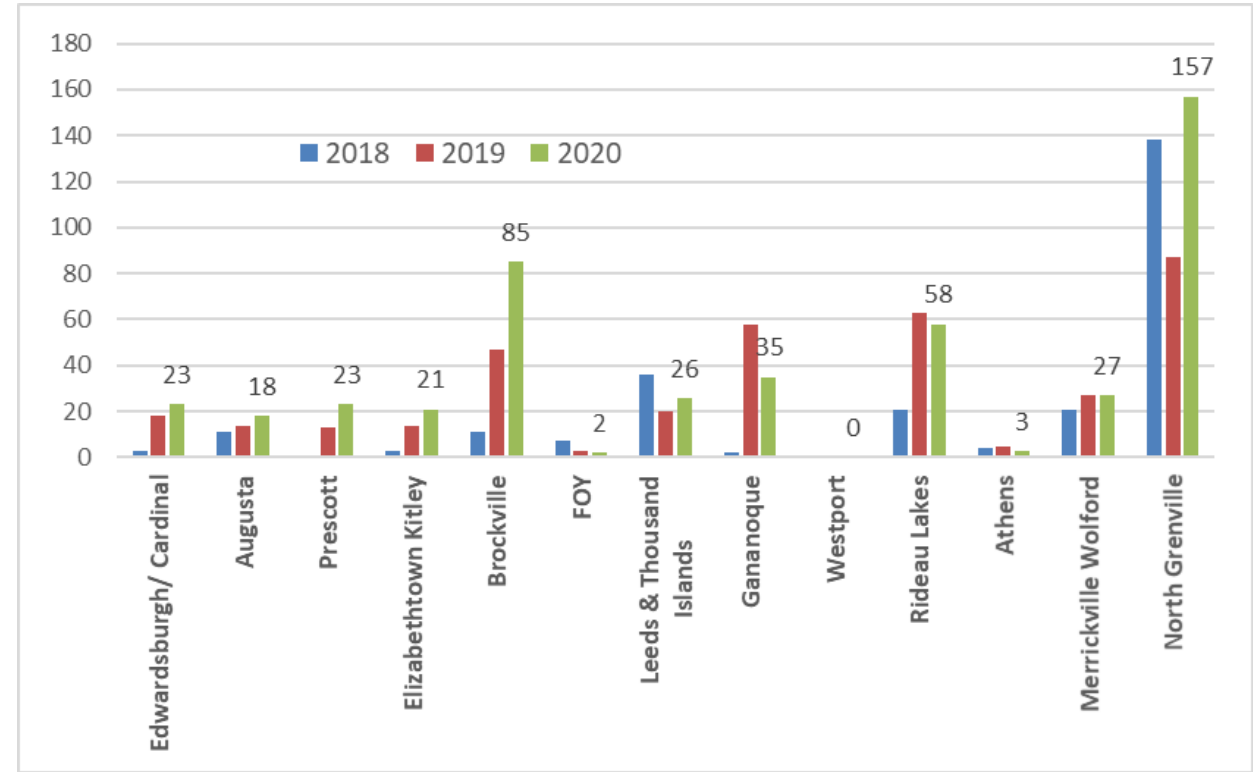


# Housing Starts by County, by Municipality 2018-2020

## LANARK

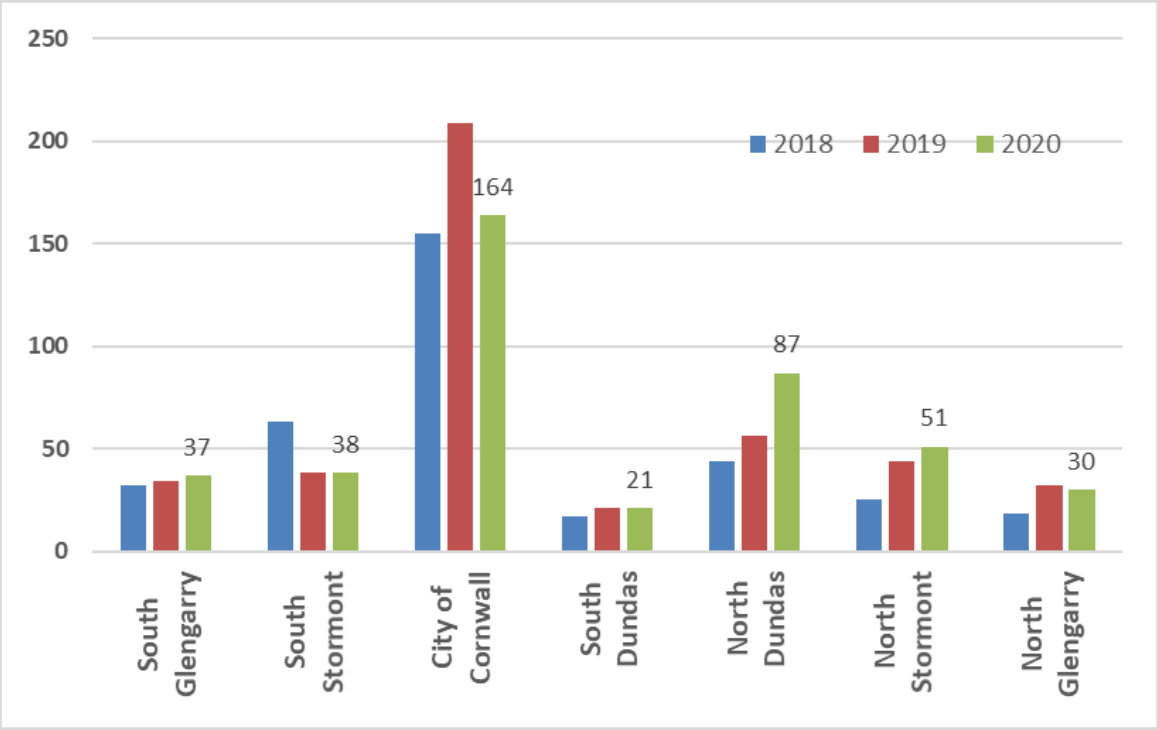


## LEEDS AND GRENVILLE

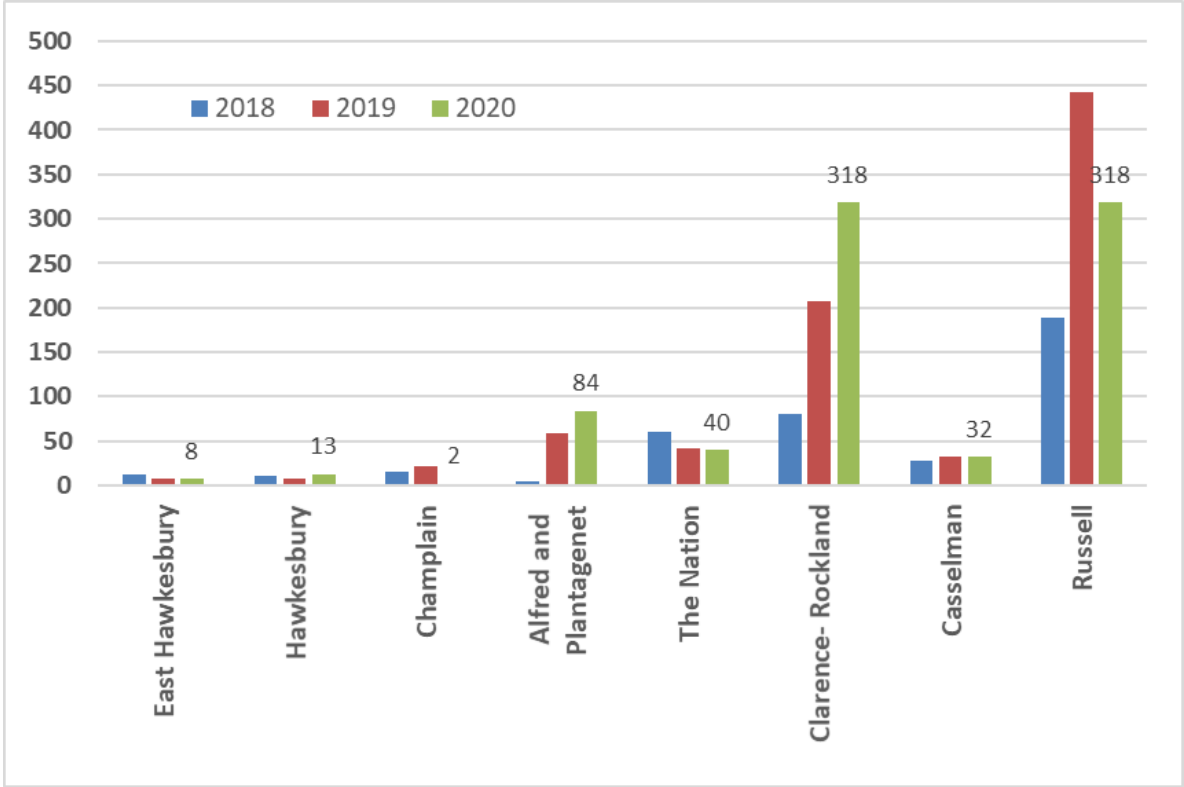


# Housing Starts by County, by Municipality 2018-2020

## STORMONT, DUNDAS & GLENGARRY

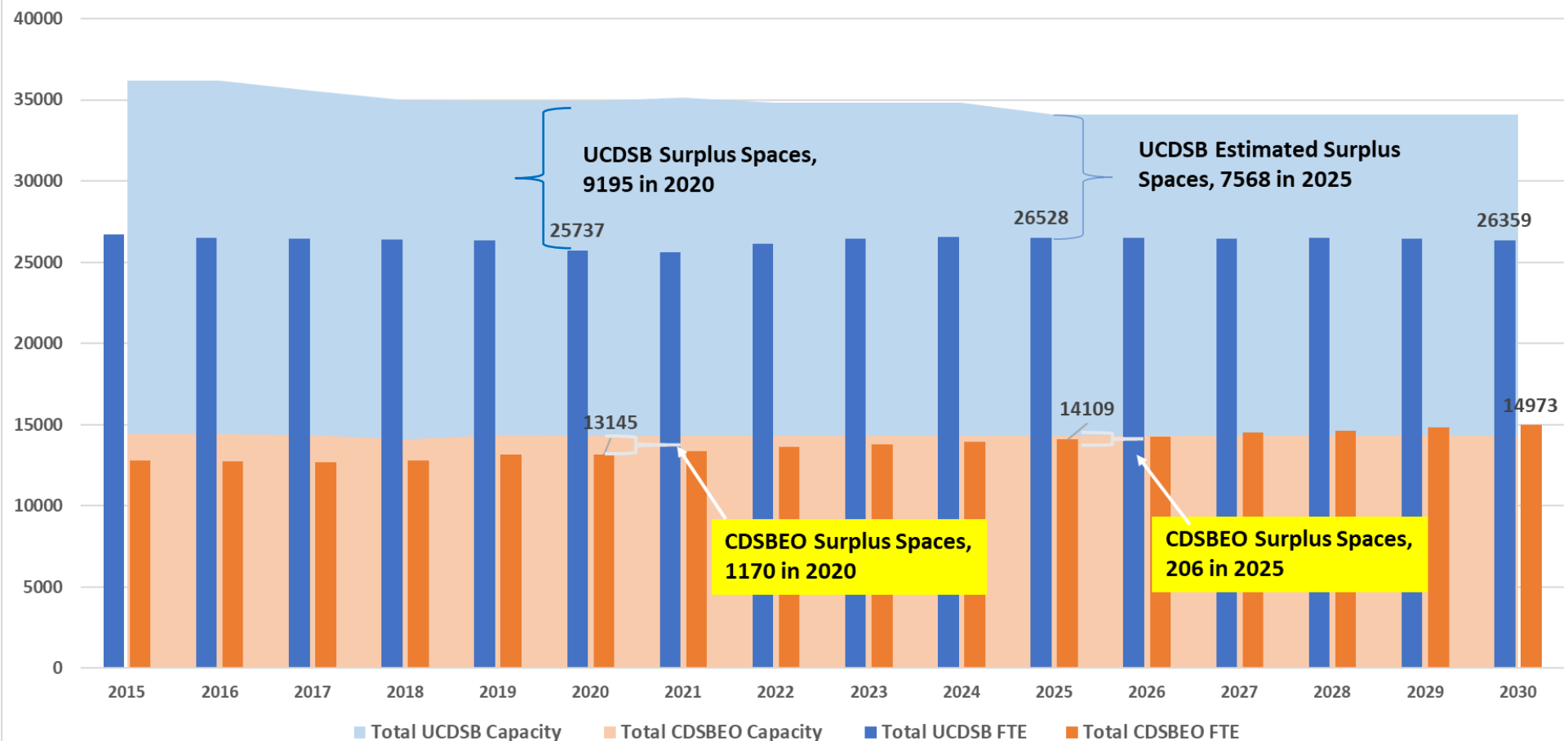


## PRESCOTT-RUSSELL



# 3. Long Term Total FTE Enrolment Trends and Utilization

UCDSB and CDSBEO FTE Enrolment Compared to Total OTG Capacity, 2015-2030



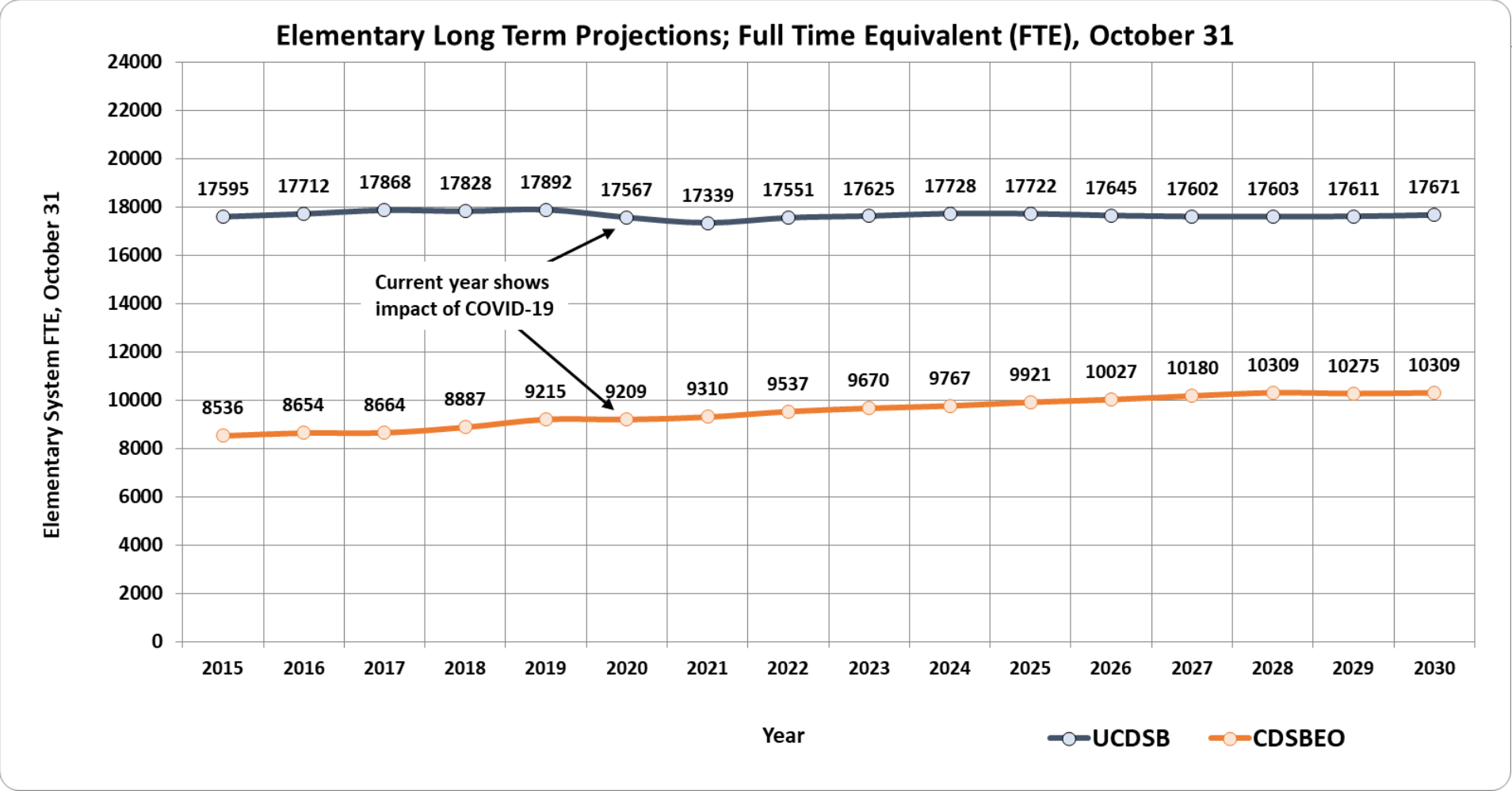
- Decrease in capacity from 36,197 in 2015 to projected 34,096 longer term (2025).



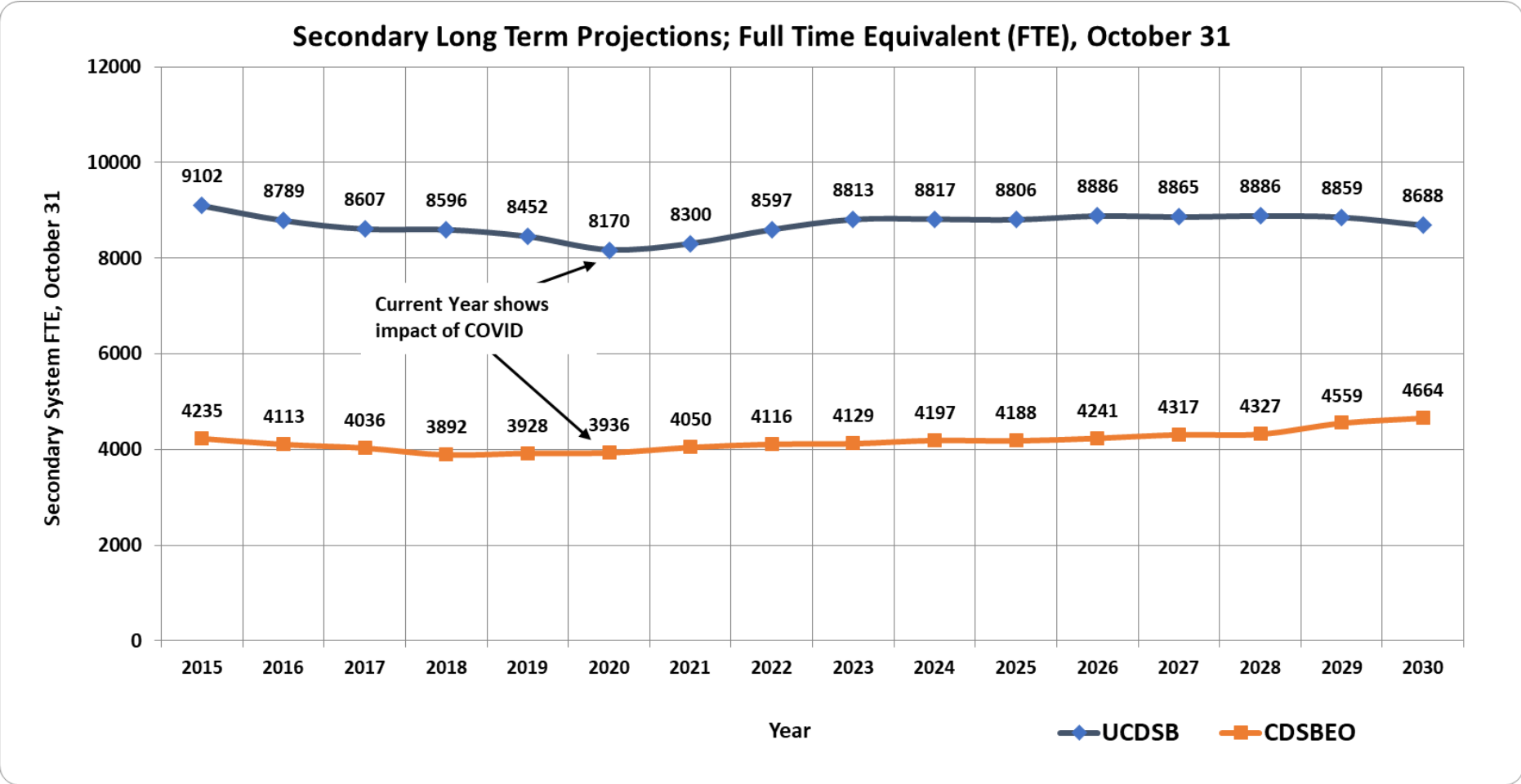
- Decrease in capacity from 14,434 in 2015 to projected 14,315 longer term (2025).

\*Note that on-the-ground (OTG) capacity guidelines such as pupil load per school may see changes due to recent class size changes, impacting boards' total OTG.

# 3. Elementary FTE Enrolment History & Projections (2015-2030)



# 3. Secondary FTE Enrolment History & Projections (2015-2030)



### 3. CDSBEO 4 Year Enrolment Trends and Utilization

	Actual 2018-19	Actual 2019-20	Actual 2020-21	Projected 2021-22
Number of Schools	38	38	38	38
Total OTG Space	14,084	14,384	14,315	14,315
# Portables / Portapacs on Active School Sites (SFIS)	123	121	121	121
Elementary Enrolment, FTE, October 31	8,887	9,215	9,209	9,310
Secondary Enrolment, FTE, October 31	3,892	3,928	3,936	4,050
Total Elementary and Secondary FTE Enrolment, October 31	12,779	13,143	13,145	13,360
% Utilization of OTG Space – Total	90.7%	91.4%	91.8%	93.3%

### 3. UCDSB 4 Year Enrolment Trends and Utilization

	Actual 2018-19	Actual 2019-20	Actual 2020-21	2021-22 Projected
Number of Schools	79	79	79	79
Total OTG Space (not incl OTG for Alt. Ed)	34,990	34,932	34,932	35,143
# Portables / Portapacs on Active School Sites (SFIS)	63	64	65	67
Elementary Enrolment, Full Time Enrolment (FTE), October 31	17,828	17,892	17,567	17,339
Secondary Enrolment, FTE, October 31	8,596	8,452	8,170	8,300
Total Elementary and Secondary Enrolment, FTE October 31	26,424	26,343	25,737	25,639
% Utilization of OTG Space – Total	75.5%	75.4%	73.6%	72.9%



# 4. CDSBEO Capital Planning, Programs and Community Use Updates



## New Construction

- N/A

## Planned Renovations

- \$11.0M in School Renewal, School Condition Improvement and COVID-19 Resiliency Infrastructure Stream projects for 2020-21

## Major Program Changes


- N/A

## Child Care Additions

- St. Joseph, Gananoque – Childcare & EarlyON Centre - \$2M – Opening May 2021
- Mother Teresa, Russell – Childcare Renovation - \$275K

# 4. CDSBEO Community Use Update

Community Use Statistics	2017-18	2018-19	*2019-20 (to March 13 due to COVID-19)	*2020-21 (due to COVID-19)
Total permits requested	2,073	2,458	1,518	Nil
Total permits approved	2,046	2,357	1,479	Nil
Approval rate	98.7%	95.9%	97.7%	Nil
Number of participants	628,263	778,690	467,192	Nil
Total community use hours	34,236	39,776	21,448	Nil



\* Community Use closed due to COVID-19, schools were accessed to provide asymptomatic testing for COVID-19 for staff and students but not through permits.

# 4. UCDSB Capital Planning, Programs and Community Use Updates

---

## New Construction

- Brockville K-6 & Childcare / EarlyON Centers \$14.38 M (In Design Phase)
- Cornwall 7-12 \$ 39.06 M (Reviewing potential sites for the new School)
- North Grenville DHS Addition \$ 7.27 M (In Construction Phase)
- Roxmore PS Addition \$ 2.85 M (In Construction Phase)
- Williamstown PS Addition \$ 3.30 M (In Design Phase)
- Westminster PS Gym Addition/Renovations \$2.61 M (In Design Phase)

## Planned Renovations

- \$54 M in School Renewal, COVID-19 Resilience Infrastructure Stream: Education Related (CVRIS-EDU), Climate Action Incentive Funding and School Condition Improvements Projects for 2020-2021

Major Program Changes – N/A

# 4. UCDSB Capital Planning, Programs and Community Use Updates

---

## Child Care Additions / Renovations

- Kemptville PS – Childcare & EarlyON Centre – Addition \$ 3.26 M (Tender Awarded)
- Roxmore PS – Childcare – Addition \$ .57 M (In Construction Phase)
- Winchester PS – Childcare - Addition \$ 2.04 M (In Construction Phase)
- Cambridge PS – Addition \$ .74 M (In Construction Phase)
- Westminster PS – Childcare Renovations \$ .56 M (In Planning Phase)

# 4. UCDSB Capital Planning, Programs and Community Use Updates

---

## Looking Forward: Capital Priorities Applications to Ministry of Education

- Perth and District Collegiate Institute, Perth - Replacement
- Carleton Place High School, Carleton Place - Replacement
- Caldwell Street PS, Carleton Place - Replacement
- Eamer's Corners PS, Cornwall - Replacement
- Wellington PS, Prescott - Addition
- South Branch ES, Kemptville - Addition

# 4. UCDSB Community Use Update

Community Use Statistics	2017-18	2018-19	2019-20 (to March 13 due to COVID-19)	*2020-21 - as of March 12, 2021
Total permits requested	5897	5295	1120	81
Total permits approved	5714	5174	1051	81
Approval rate	96.9%	97.7%	97.7%	100%
Number of participants	2,003,378	1,920,424	420,294	13,209
Total community use hours	111,494	285,636	28,745	1013

\*2020-21 permits included 10 (non-COVID) immunization clinics run by health units prior to March 12 2021 and bookings for outdoor spaces such as fields, parking lots. After March 12, schools were accessed to provide asymptomatic testing for COVID-19 for staff and students but not through permits.

# Link to Board Resources

---

Additional Community Planning & Partnerships information is available at:

**Catholic District School Board of Eastern Ontario:**

[Community Planning and Partnerships](#)

**Upper Canada District School Board:**

[Community Planning and Partnerships](#)





# 2020-21 Annual Community Planning & Partnership (CPP) Virtual Session

Catholic District School  
Board of Eastern Ontario



---

Upper Canada District  
School Board



POSTED  
MAY 26, 2021