



CATHOLIC DISTRICT SCHOOL  
BOARD OF EASTERN ONTARIO



**UPPER  
CANADA**

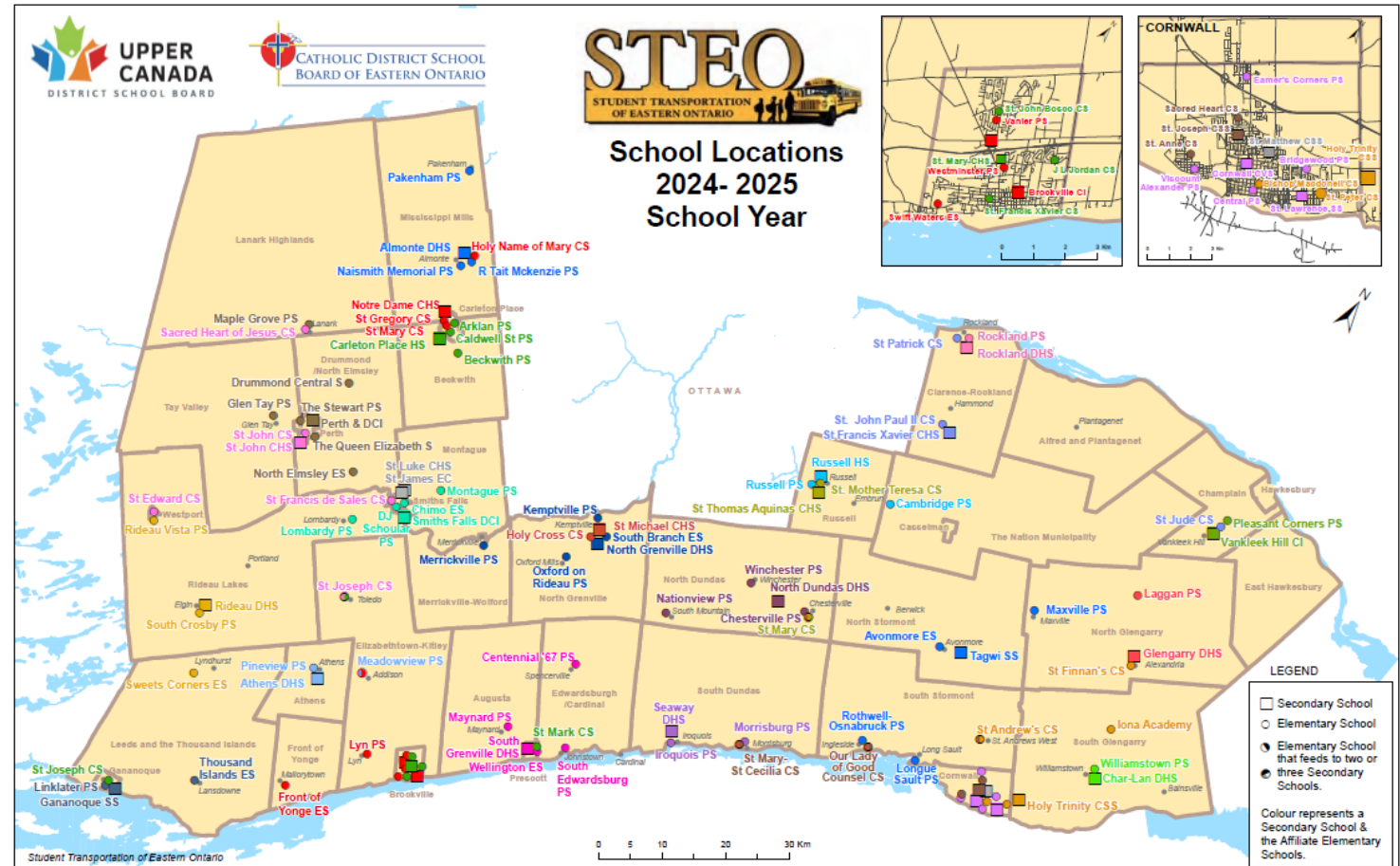
DISTRICT SCHOOL BOARD

## 2024-25 Annual Community Planning & Partnership (CPP) Virtual Session

June 5, 2025

# Welcome

- Information includes data from CDSBEO and UCDSB
- Information shared with community partners including:
  - municipalities / counties
  - childcare partners
  - other community service organizations



# Agenda

- 
1. Background
  2. Community Planning and Partnerships
    - a) Board Policies and Application Process
    - b) Facilities that Qualify for Partnership Opportunities
  3. Long-term Enrolment Projections / Space Utilization
  4. Capital Planning, Programs and Community Use Updates
  5. Questions/Comments

# 1. CDSBEO



**The CDSBEO's Strategic Plan focuses on four tenets:**

- To Belong
- To Believe
- To Nurture
- To Learn

All tenets support CDSBEO's active pursuit of joint partnerships and optimal use of resources

# 1. UCDSB

Our mission, “**we prepare all students for a successful life**” is guided by the board’s strategic plan and embodied in the Director’s Work Plan.

## **PLAN GOALS FOR 2024-2025**

- Improve student success to attain, and maintain, a 90% grad rate.
- Enhance student mental and physical health, and sense of belonging.
- Engage students, staff, and community partners in real-world learning and enhanced pathways.
- Ensure that staff feel supported by the district in their work and have the resources they need to be successful.
- Ensure that students know how to read, write, and do math and operation at grade level.



**Reading, Writing &  
Math**



**Student  
Culture**



**Real-World  
Learning**



**Graduation Rate/  
Student Success**



**Staff Culture**

# 1. Background on Community Planning and Partnerships

---

## **Community Planning and Partnerships Guideline (CPPG)**

In addition to sharing information about school utilization and where there is available space for partnerships to exist, these meetings provide an opportunity to “collaborate with municipalities to plan for the early and integrated development of school sites and the establishment of childcare centres within schools to meet current and future needs of the board.”

## 2. a) Board Policies – Sharing Common Objectives

	CDSBEO	UCDSB
<b>Link to Details in Policy</b>	<ul style="list-style-type: none"><li>• <a href="#">CDSBEO Policy C6</a>: Community Planning &amp; Partnerships</li></ul>	<ul style="list-style-type: none"><li>• <a href="#">UCDSB Policy 4002</a> Facility Collaboration</li></ul>
<b>General Partnership Eligibility</b>	<ul style="list-style-type: none"><li>• Entities that provide competing educational services, such as tutoring services or private schools, are not eligible.</li><li>• Not intended to prevent the Board from building, renovating or closing schools or from disposing of surplus assets when required.</li><li>• Partners must cover their own construction, capital, operational and administrative costs, property taxes if applicable, and the costs of any necessary renovations associated with ensuring student safety.</li></ul>	



## 2. a) Board Policies – Criteria for Facility Collaboration

- UCDSB and CDSBEO have a similar criteria to guide which schools may be considered for facility collaboration.
- Generally, for facility collaboration to be considered, the building would need to meet one or both of the following criteria:
  - utilization rate of less than 60% for the last two years;
  - 200 or more unused pupil places.
- To submit an expression of interest for a specific site, please access the following:
  - CDSBEO: [Partnership Project Application](#)
  - UCDSB: Email request to [cpp@ucdsb.on.ca](mailto:cpp@ucdsb.on.ca)



## 2. b) 2024-25 CDSBEO Schools Meeting Space Availability Criteria

---

School Name	2024-25 % Utilization	2024-25 Surplus Spaces
St. Francis Xavier, Brockville	28.2%	209
St. Finnan's, Alexandria	43.4%	163

## 2. b) 2024-25 UCDSB Schools Meeting Space Availability Criteria

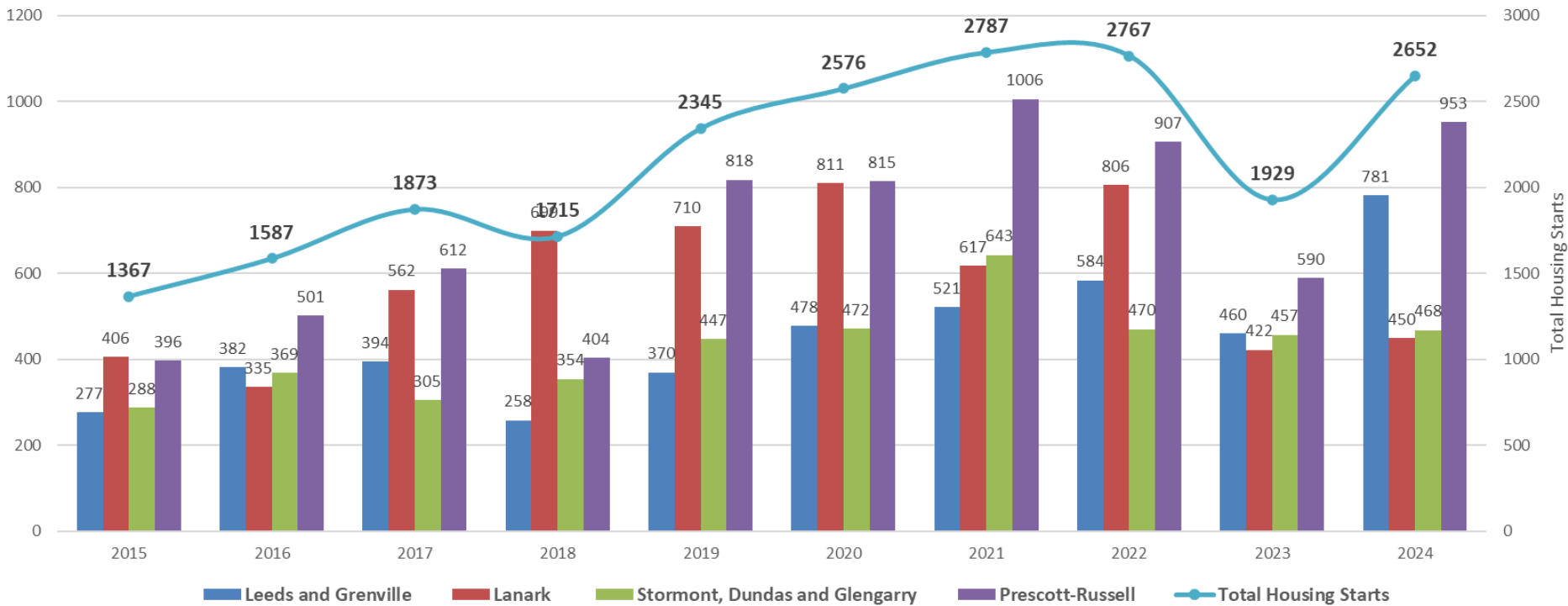
Family of Schools - School Name	2024-25 % Utilization	2024-25 Surplus Spaces
Athens - Meadowview Public School	48%	163
Brockville - Thousand Islands Secondary School (7-12)	75%	289
Cornwall - Cornwall Collegiate & Vocational School (7-12)	56%	574
Gananoque - Gananoque Secondary School (7-12)	60%	307
Gananoque - Linklater Public School	44%	202
Glengarry - Glengarry District High School (7-12)	36%	574
North Dundas - North Dundas District High School (7-12)	72%	227
North Grenville - Oxford-on-Rideau Public School	40%	146
Perth - Glen Tay Public School	35%	197

## 2. b) 2024-25 UCDSB Schools Meeting Space Availability Criteria

Family of Schools - School Name	2024-25 % Utilization	2024-25 Surplus Spaces
Perth - Maple Grove Elementary School	57%	121
Perth - North Elmsley Elementary School	34%	138
Rideau - Sweet's Corners Elementary School	27%	245
Seaway - Morrisburg Public School	41%	193
Seaway – Seaway District High School (7-12)	56%	297
South Grenville - South Grenville District High School (7-12)	45%	663
Tagwi - Maxville Public School	18%	303
Tagwi - Rothwell-Osnabruck Elementary School	32%	238

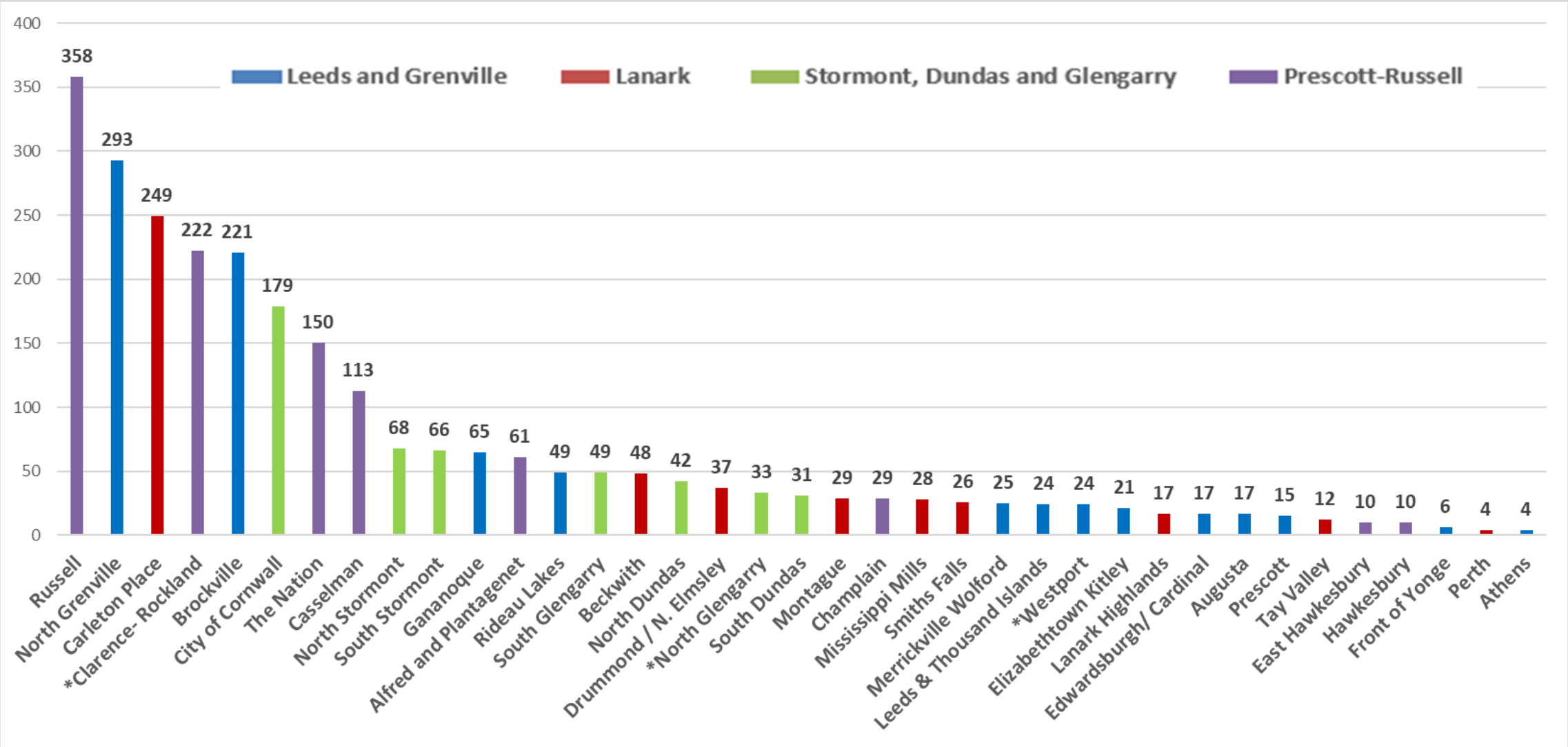
### 3. Housing Trends – by County

10-Year History of New Housing Starts (2015-2024), by County



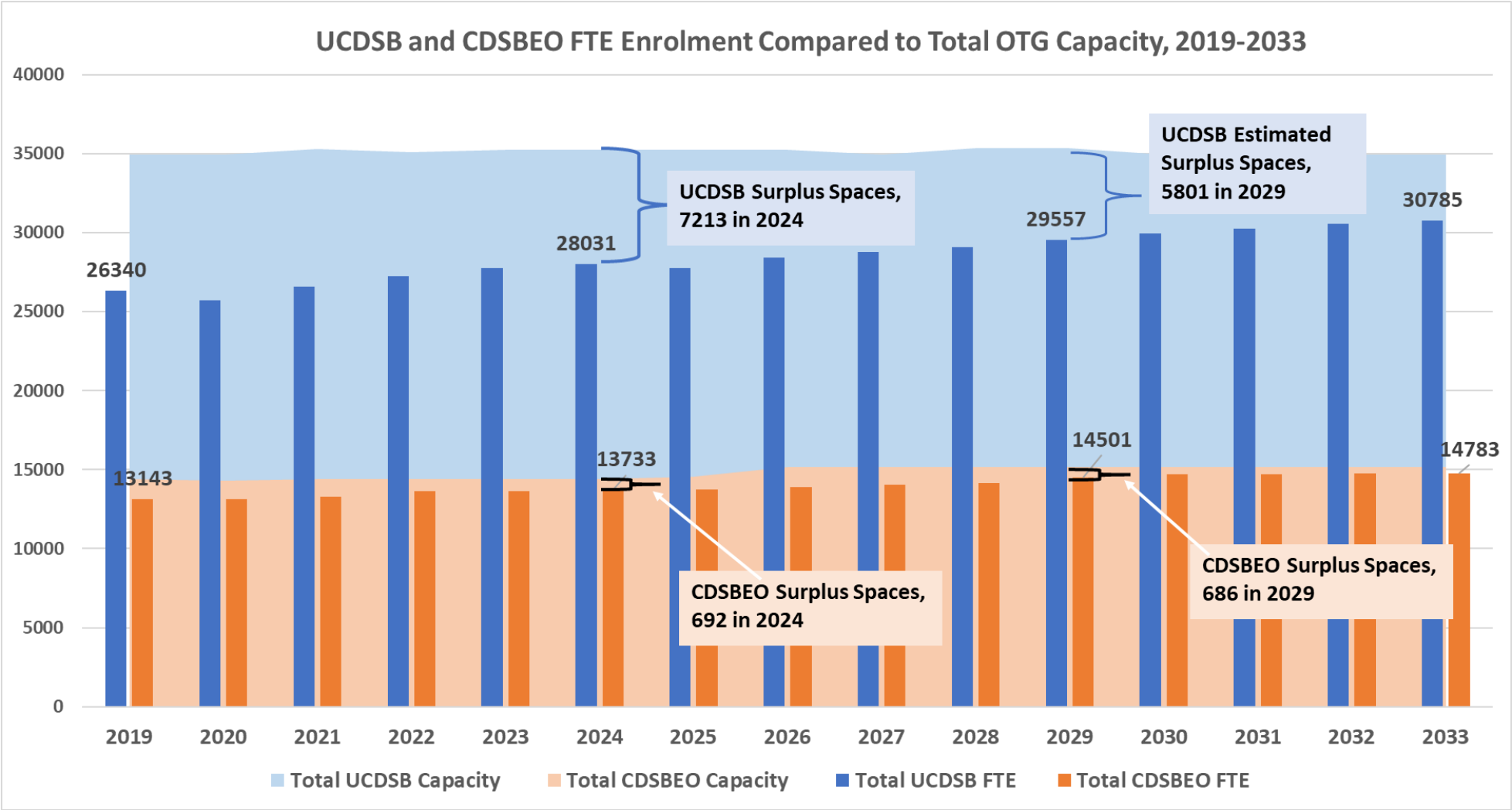
- In the past 10 years, total new homes reported has grown on average by 9% per year.
- Prescott-Russell and Leeds and Grenville reported the highest number of new builds at 953 and, 781 respectively.

# Housing Starts by Municipality - 2024



\*indicates an estimate was made for the municipality based upon an average of the last three years reported.

# 3. Long Term Total FTE Enrolment Trends and Utilization



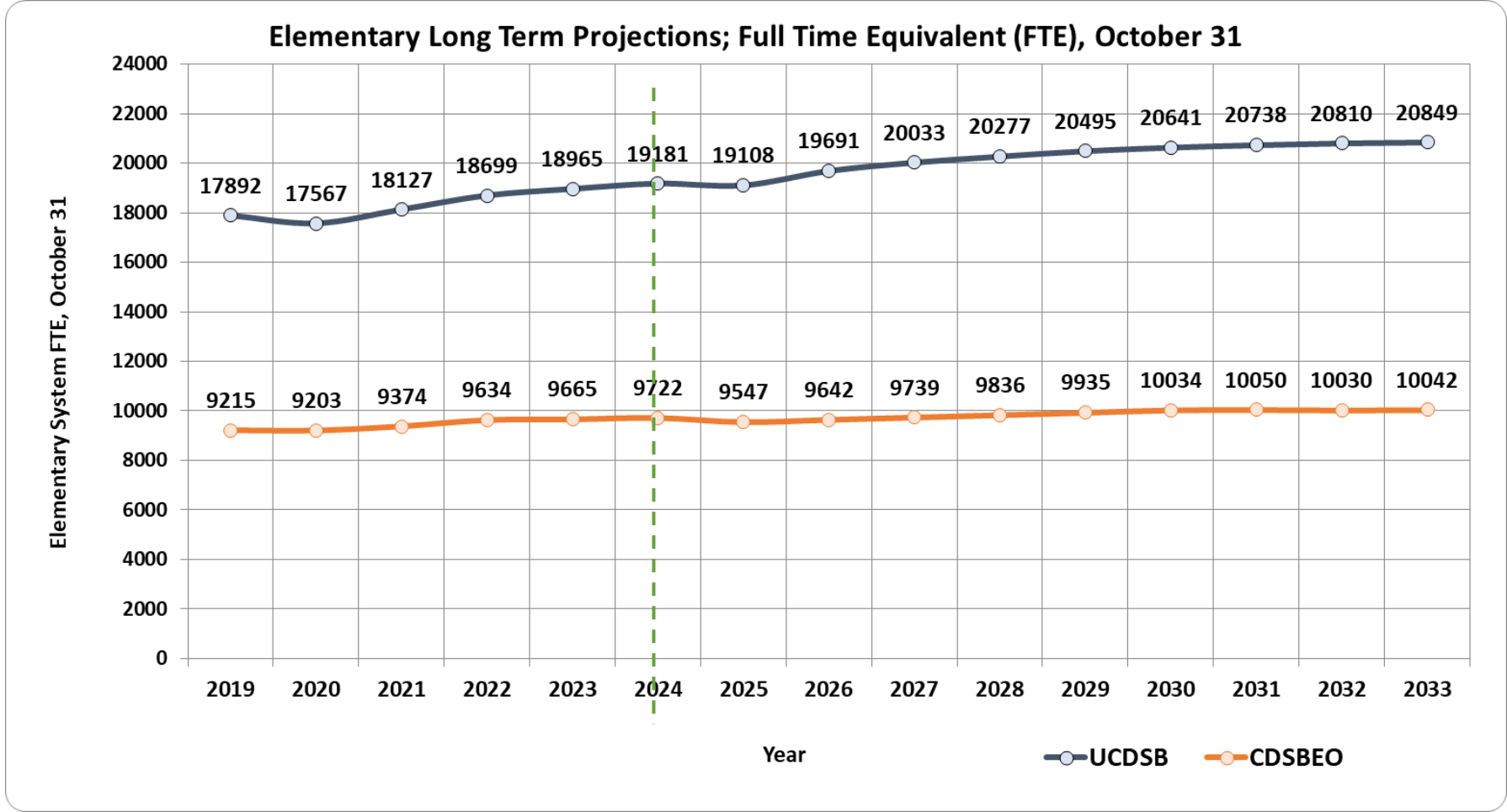
- There are currently 7213 surplus spaces in 2024, of the 35,244 spaces in the system, 260 fewer surplus spaces than in 2023.



- There are currently 692 surplus spaces in 2024, of the 14,425 spaces in the system. This is 89 fewer surplus spaces than in 2023.

\*Note that on-the-ground (OTG) capacity guidelines such as pupil load per school may see changes due to recent class size changes, impacting boards' total OTG.

# 3. Elementary FTE Enrolment History & Projections (2019-2033)



Increase of 216 FTE from October 2023 to October 2024 and projected decrease of 73 FTE to October 2025.

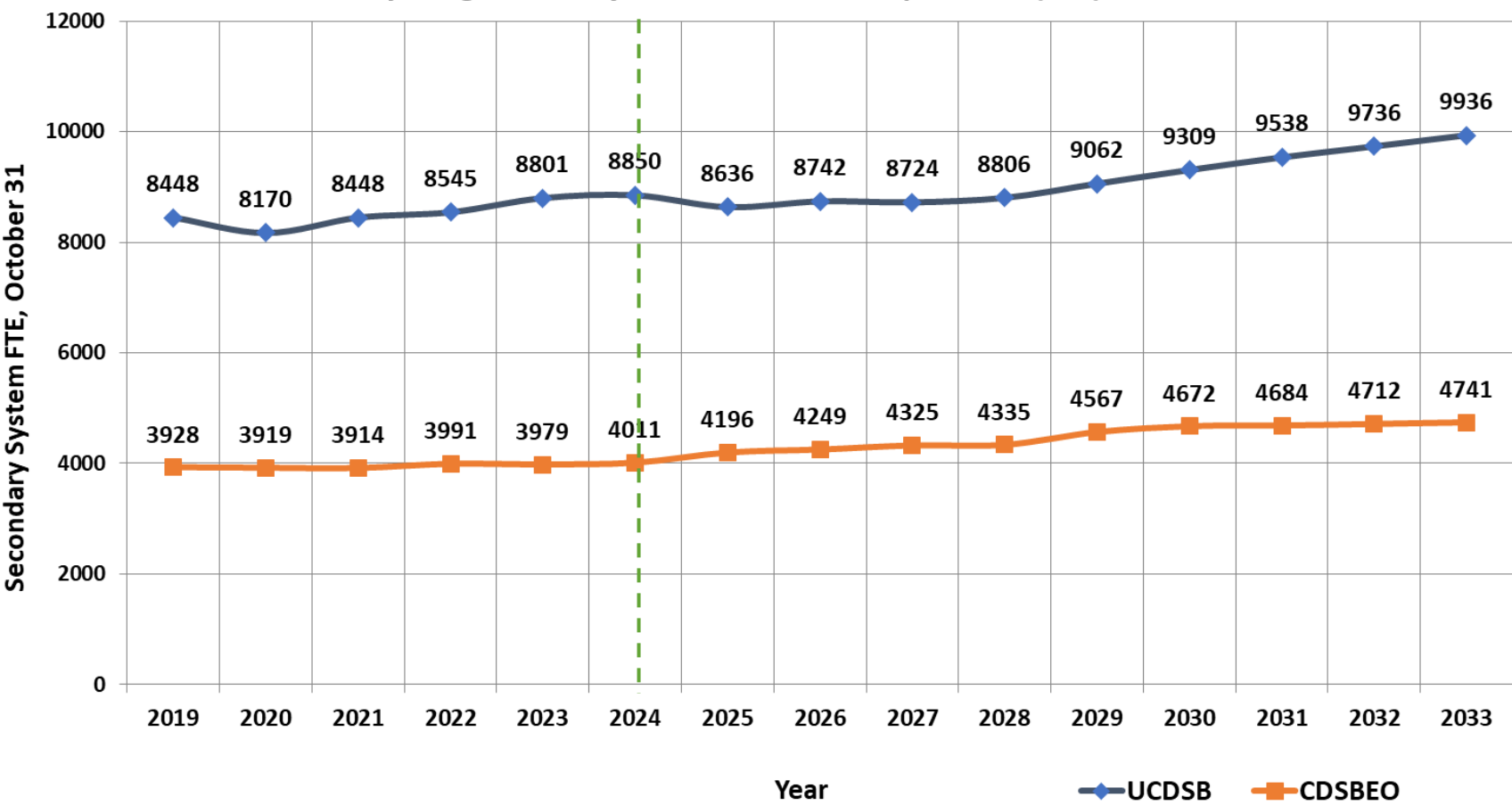


Increase of 57 FTE from October 2023 to October 2024 and projected decrease of 175 to October 2025.



# 3. Secondary FTE Enrolment History & Projections (2019-2033)

Secondary Long Term Projections; Full Time Equivalent (FTE), October 31



Increase of 49 FTE from October 2023 to October 2024 and a projected decrease of 214 FTE to October 31, 2025.



Increase of 32 FTE from October 2023 to October 2024 and projected increase of 185 FTE projected for October 2025.

### 3. CDSBEO 4 Year Enrolment Trends and Utilization

---

	Actual 2022-23	Actual 2023-24	Actual 2024-25	Projected 2025-26
Number of Schools	38	38	38	38
Total OTG Space	14,425	14,425	14,425	14,563
# Portables / Portapacs	124	124	124	126
Total FTE Enrolment (Oct31)	13,607	13,650	13,699	13,697
% Utilization of OTG Space	94.3%	94.6%	94.9%	94.0%

### 3. UCDSB 4 Year Enrolment Trends and Utilization

	Actual 2022-23	Actual 2023-24	Actual 2024-25	Projected 2025-26
Number of Schools	78	78	77	77
Total OTG Space (not incl OTG for Alt. Ed)	35,117	35,239	35,244	35,244
# Portables / Portapacs	67	67	72	77
Total FTE October 31	27,244	27,766	28,031	27,744
% Utilization of OTG Space	77.6%	78.7%	79.5%	78.7%

# 4. CDSBEO Capital Planning, Programs and Community Use Updates

---

## **New Construction**

- St. Mother Teresa Catholic Elementary School, Russell - 6 classroom addition
- St. Thomas Aquinas Catholic High School, Russell – 10 classroom addition
- Notre Dame Catholic Secondary School, Carleton Place – 10 classroom addition
- St. Gregory Catholic Elementary School, Carleton Place – 7 classroom addition

## **Planned Renovations**

- \$7.1M in School Renewal and School Condition Improvement projects for 2024-2025

**Child Care Additions — N/A**

## 4. CDSBEO Community Use Update

Community Use Statistics	2021-22	2022-23	2023-24	2024-25 (To April 25, 2025)
Total permits requested	488	1573	1860	1307
Total permits approved	450	1518	1813	1287
Approval rate	92.2%	96.5%	97.5%	98.5%
Total community use hours	11,697	21,477	30,110	24,472

# 4. UCDSB Capital Planning, Programs and Community Use Updates

---

## New Construction

- Cornwall 7-12 \$ 50.96M
- Cambridge PS Addition - \$11.3M

## Planned Renovations


- \$56.8M in School Renewal and School Condition Improvements Projects for 2024-2025



## 4. UCDSB Community Use Update

Community Use Statistics	2021-22	2022-23	2023-24	2024-25 (to April 3, 2025)
Total permits requested	338	1420	2040	1728
Total permits approved	309	1272	1863	1620
Approval rate	91.4%	89.6%	91.3%	94%
Number of participants	260,745	680,562	862,372	629,443
Total community use hours	11,238	40,619	52,538	41,770





# Link to Board Resources

---

Additional Community Planning & Partnerships information is available at:

**Catholic District School Board of Eastern Ontario:**  
[Community Planning and Partnerships](#)



**Upper Canada District School Board:**  
[Community Planning and Partnerships](#)

